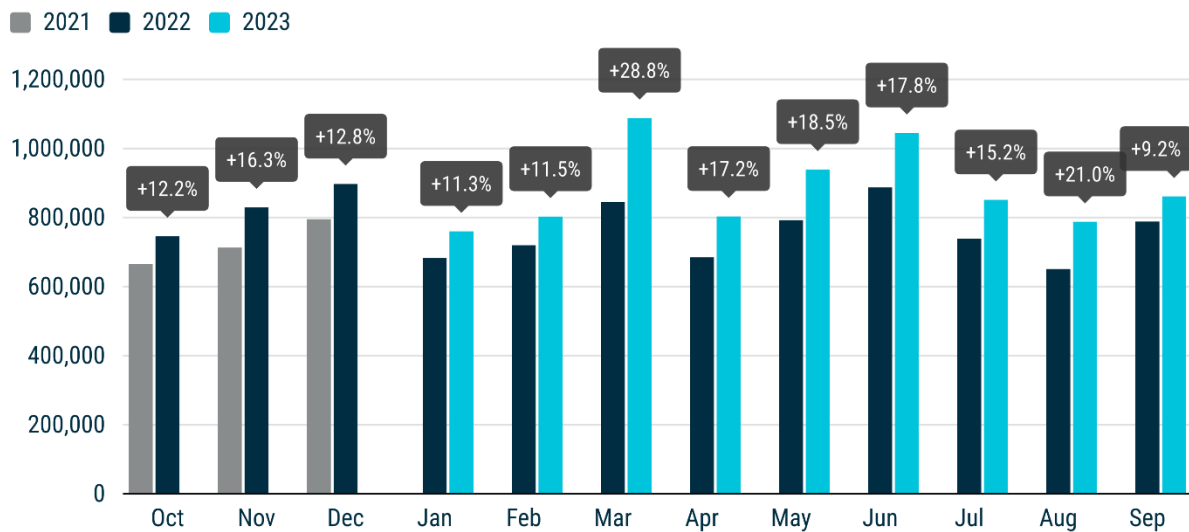


NEW CAR REGISTRATIONS, EUROPEAN UNION

PRESS RELEASE EMBARGO

8.00 CEST (6.00 GMT), 20 September 2023

New car registrations: +9.2% in September; battery electric 14.8% market share



In **September 2023**, new car registrations increased by 9.2%, reaching 861,062 units, marking the EU car market’s fourteenth consecutive month of growth. Two of the EU’s largest markets saw substantial gains; Italy (+22.7%) and France (+10.7%). Germany’s market was relatively steady, with a tiny 0.1% drop compared to September 2022.


In the **first three quarters of 2023**, the EU car market grew substantially (+16.9%), totalling eight million registered units. Despite the year-to-date increase, the market remains 20% below the pre-COVID pandemic level of 10 million units in 2019. Except for Hungary (-3.2%), all of the region’s markets recorded gains during these nine months, including the four largest: Italy (+20.5%), Spain (+18.5%), France (+15.9%), and Germany (+14.5%).

Data source: the European Automobile Manufacturers’ Association (ACEA), based on aggregated data provided by national automobile associations, ACEA members and S&P Global Mobility.

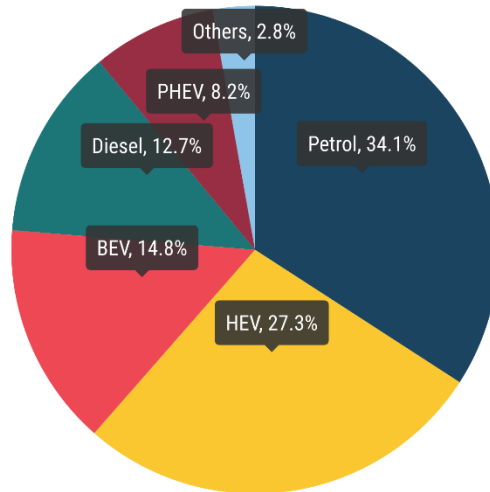
© Reproduction of the content of this document is not permitted without the prior written consent of ACEA. Whenever reproduction is permitted, ACEA shall be referred to as source of the information. Quoting or referring to this document is permitted provided ACEA is referred to as the source of the information.

NEW CAR REGISTRATIONS BY POWER SOURCE

In **September**, the battery-electric car market share reached 14.8%, marking an increase from 14.1% in September the previous year. This was the third time this year that battery-electric cars surpassed diesel, making them the third-most-popular choice for new car buyers. Hybrid-electric cars retained their position as the second most-preferred option, accounting for a significant 27.3% of the market. Although petrol cars are still buyers' top choice, their market share fell from 35.3% in September 2022 to 34.1% this year.



% SHARE



Electric cars

In **September 2023**, EU battery-electric car registrations increased by 14.3%, reaching 127,149 units, or 14.8% of the market. Germany, the largest market, declined by a significant 28.6%, which may be linked to incentives for private buyers being reduced from September. However, notably positive performances in three other EU markets – the Netherlands (+70.8%), Sweden (+60.7%), and France (+34.2%) – offset Germany's decline.

In September, new EU hybrid-electric car registrations increased by 30.5%, primarily driven by robust growth in the bloc's three largest markets: Germany (+44.1%), Italy (+34.8%), and France (+30.2%). This resulted in a cumulative 28.8% increase, with nearly 2 million units sold in the first three-quarters of the year – around a quarter of the market.

Last month, new EU plug-in hybrid car registrations in the EU were relatively stable (+0.4%), totalling 70,578 units. Strong performance in major markets such as France (+35.1%) and Belgium (+71.4%) helped offset Germany's decline (-45.7%), the largest market for this power source. Overall, the market share of plug-in hybrid cars decreased from 8.9% to 8.2% in September this year.

Petrol and diesel cars

In **September 2023**, the EU petrol car market increased by 5.5%, although its market share decreased from 35.3% to 34.1% compared to September last year. Sales growth in the largest bloc's markets – Italy (+32.2 %), Germany (+9.1%), Spain (+3.2%), and France (+1.4%) – largely contributed to this result.

The EU's diesel car market continued to decline in September (-12.5%), despite growth in Germany (+4.6%), as sales in most of the bloc's other markets retracted. Diesel cars now have a market share of 12.7%, down from 15.9% in September of the previous year.

NEW CAR REGISTRATIONS BY MARKET AND POWER SOURCE

MONTHLY

	BATTERY ELECTRIC			PLUG-IN HYBRID			HYBRID ELECTRIC ¹			OTHERS ²			PETROL			DIESEL			TOTAL		
	September 2023	September 2022	% change 23/22	September 2023	September 2022	% change 23/22	September 2023	September 2022	% change 23/22	September 2023	September 2022	% change 23/22	September 2023	September 2022	% change 23/22	September 2023	September 2022	% change 23/22	September 2023	September 2022	% change 23/22
Austria	4,256	4,554	-6.5	1,531	1,214	+26.1	4,469	3,489	+28.1	5	0		5,976	6,898	-13.4	3,603	4,580	-21.3	19,840	20,735	-4.3
Belgium	9,146	3,797	+140.9	8,652	5,048	+71.4	2,792	2,647	+5.5	154	248	-37.9	15,166	15,199	-0.2	2,996	4,086	-26.7	38,906	31,025	+25.4
Bulgaria	118	77	+53.2	16	14	+14.3	49	32	+53.1	0	0		2,367	1,642	+44.2	426	357	+19.3	2,976	2,122	+40.2
Croatia	98	219	-55.3	112	78	+43.6	936	634	+47.6	146	104	+40.4	1,764	1,634	+8.0	678	817	-17.0	3,734	3,486	+7.1
Cyprus	99	39	+153.8	44	20	+120.0	642	412	+55.8	0	0		715	642	+11.4	25	73	-65.8	1,525	1,186	+28.6
Czechia	582	307	+89.6	372	318	+17.0	3,322	2,062	+61.1	245	264	-7.2	9,100	8,389	+8.5	3,587	3,558	+0.8	17,208	14,898	+15.5
Denmark	6,360	3,006	+111.6	1,284	2,201	-41.7	2,114	2,432	-13.1	0	2	-100.0	4,634	4,411	+5.1	493	957	-48.5	14,885	13,009	+14.4
Estonia	141	64	+120.3	52	15	+246.7	742	555	+33.7	1	23	-95.7	652	828	-21.3	145	325	-55.4	1,733	1,810	-4.3
Finland	3,002	1,463	+105.2	1,417	1,264	+12.1	1,739	2,116	-17.8	33	97	-66.0	985	1,429	-31.1	305	432	-29.4	7,481	6,801	+10.0
France	30,173	22,481	+34.2	15,699	11,618	+35.1	38,461	29,531	+30.2	5,785	5,017	+15.3	52,915	52,176	+1.4	13,270	20,314	-34.7	156,303	141,137	+10.7
Germany	31,714	44,389	-28.6	15,383	28,336	-45.7	57,795	40,097	+44.1	731	1,460	-49.9	78,979	72,375	+9.1	39,900	38,159	+4.6	224,502	224,816	-0.1
Greece	755	282	+167.7	1,090	377	+189.1	3,318	2,622	+26.5	348	323	+7.7	4,585	3,077	+49.0	1,305	1,925	-32.2	11,401	8,606	+32.5
Hungary	448	408	+9.8	449	397	+13.1	4,185	3,383	+23.7	29	41	-29.3	3,020	3,888	-22.3	992	1,302	-23.8	9,123	9,419	-3.1
Ireland	1,490	1,851	-19.5	691	465	+48.6	948	671	+41.3	0	1	-100.0	1,406	1,906	-26.2	1,121	1,424	-21.3	5,656	6,318	-10.5
Italy	4,944	5,060	-2.3	5,474	3,993	+37.1	53,711	39,840	+34.8	11,006	10,326	+6.6	40,446	30,591	+32.2	20,656	21,189	-2.5	136,237	110,999	+22.7
Latvia	163	99	+64.6	33	23	+43.5	441	459	-3.9	19	18	+5.6	567	682	-16.9	183	257	-28.8	1,406	1,538	-8.6
Lithuania	176	122	+44.3	-	-		1,069	794	+34.6	0	0		784	1,073	-26.9	213	227	-6.2	2,242	2,216	+1.2
Luxembourg	1,009	597	+69.0	404	359	+12.5	853	776	+9.9	0	0		1,157	1,134	+2.0	456	706	-35.4	3,879	3,572	+8.6
Malta	98	48	+104.2	73	106	-31.1	110	87	+26.4	0	0		274	131	+109.2	67	34	+97.1	622	406	+53.2
Netherlands	10,358	6,063	+70.8	3,662	3,198	+14.5	7,871	6,424	+22.5	217	156	+39.1	7,536	9,521	-20.8	211	248	-14.9	29,855	25,610	+16.6
Poland	1,275	1,414	-9.8	917	974	-5.9	16,492	11,417	+44.5	810	920	-12.0	15,736	17,083	-7.9	3,848	4,011	-4.1	39,078	35,819	+9.1
Portugal	2,816	2,150	+31.0	2,454	1,525	+60.9	1,899	2,259	-15.9	1,252	347	+260.8	3,926	3,896	+0.8	1,730	2,325	-25.6	14,077	12,502	+12.6
Romania	1,147	1,282	-10.5	-	-		3,527	2,829	+24.7	1,188	1,026	+15.8	3,609	4,975	-27.5	1,074	1,815	-40.8	10,545	11,927	-11.6
Slovakia	207	95	+117.9	410	118	+247.5	1,893	1,155	+63.9	108	74	+45.9	3,214	2,850	+12.8	1,027	945	+8.7	6,859	5,237	+31.0
Slovenia	350	293	+19.5	95	69	+37.7	470	582	-19.2	42	49	-14.3	2,453	2,033	+20.7	641	750	-14.5	4,051	3,776	+7.3
Spain	3,724	3,287	+13.3	4,927	4,174	+18.0	23,576	20,862	+13.0	1,709	1,261	+35.5	26,294	25,489	+3.2	8,573	12,167	-29.5	68,803	67,240	+2.3
Sweden	12,500	7,777	+60.7	5,337	4,370	+22.1	1,924	2,158	-10.8	595	710	-16.2	5,624	4,651	+20.9	2,155	2,382	-9.5	28,135	22,048	+27.6
EUROPEAN UNION	127,149	111,224	+14.3	70,578	70,274	+0.4	235,348	180,325	+30.5	24,423	22,467	+8.7	293,884	278,603	+5.5	109,680	125,365	-12.5	861,062	788,258	+9.2
Iceland	753	636	+18.4	166	159	+4.4	113	116	-2.6	1	0		45	165	-72.7	58	116	-50.0	1,136	1,192	-4.7
Norway	9,000	11,382	-20.9	617	1,670	-63.1	442	812	-45.6	0	2	-100.0	93	326	-71.5	190	454	-58.1	10,342	14,646	-29.4
Switzerland	5,133	4,212	+21.9	2,086	1,603	+30.1	5,787	4,897	+18.2	1	8	-87.5	6,747	7,826	-13.8	1,824	2,401	-24.0	21,578	20,947	+3.0
EFTA	14,886	16,230	-8.3	2,869	3,432	-16.4	6,342	5,825	+8.9	2	10	-80.0	6,885	8,317	-17.2	2,072	2,971	-30.3	33,056	36,785	-10.1
United Kingdom	45,323	38,116	+18.9	18,535	12,281	+50.9	93,393	72,863	+28.2	0	0		105,463	91,679	+15.0	9,896	10,330	-4.2	272,610	225,269	+21.0
EU + EFTA + UK	187,358	165,570	+13.2	91,982	85,987	+7.0	335,083	259,013	+29.4	24,425	22,477	+8.7	406,232	378,599	+7.3	121,648	138,666	-12.3	1,166,728	1,050,312	+11.1

¹ Includes full and mild hybrids

² Includes fuel cell electric vehicles, natural gas vehicles, LPG, E85/ethanol, and other fuels

NEW CAR REGISTRATIONS BY MARKET AND POWER SOURCE

YEAR TO DATE

	BATTERY ELECTRIC			PLUG-IN HYBRID			HYBRID ELECTRIC ¹			OTHERS ²			PETROL			DIESEL			TOTAL		
	Jan-Sep 2023	Jan-Sep 2022	% change 23/22	Jan-Sep 2023	Jan-Sep 2022	% change 23/22	Jan-Sep 2023	Jan-Sep 2022	% change 23/22	Jan-Sep 2023	Jan-Sep 2022	% change 23/22	Jan-Sep 2023	Jan-Sep 2022	% change 23/22	Jan-Sep 2023	Jan-Sep 2022	% change 23/22	Jan-Sep 2023	Jan-Sep 2022	% change 23/22
Austria	34,894	24,104	+44.8	13,085	9,439	+38.6	38,383	30,485	+25.9	20	66	-69.7	60,044	62,071	-3.3	36,460	37,044	-1.6	182,886	163,209	+12.1
Belgium	68,696	25,836	+165.9	76,661	43,110	+77.8	27,786	21,367	+30.0	2,862	2,352	+21.7	163,788	140,286	+16.8	35,055	48,539	-27.8	374,848	281,490	+33.2
Bulgaria	1,374	679	+102.4	220	101	+117.8	500	304	+64.5	1	0		21,391	17,618	+21.4	3,896	3,273	+19.0	27,382	21,975	+24.6
Croatia	1,295	962	+34.6	729	580	+25.7	10,169	6,481	+56.9	1,314	1,554	-15.4	23,874	18,760	+27.3	9,720	7,257	+33.9	47,101	35,594	+32.3
Cyprus	557	257	+116.7	347	170	+104.1	4,259	3,024	+40.8	0	1	-100.0	6,056	5,178	+17.0	369	441	-16.3	11,588	9,071	+27.7
Czechia	4,652	2,904	+60.2	3,785	2,346	+61.3	29,402	20,995	+40.0	2,905	3,724	-22.0	88,108	80,193	+9.9	38,712	33,681	+14.9	167,564	143,843	+16.5
Denmark	40,828	19,535	+109.0	12,872	18,946	-32.1	22,726	22,418	+1.4	1	6	-83.3	41,775	40,743	+2.5	5,822	7,449	-21.8	124,024	109,097	+13.7
Estonia	1,028	529	+94.3	423	359	+17.8	6,760	5,328	+26.9	47	254	-81.5	7,071	7,133	-0.9	2,125	2,578	-17.6	17,454	16,181	+7.9
Finland	22,816	9,865	+131.3	13,649	12,386	+10.2	17,971	20,229	-11.2	389	417	-6.7	10,534	15,750	-33.1	3,216	4,271	-24.7	68,575	62,918	+9.0
France	204,616	140,850	+45.3	116,446	88,555	+31.5	303,617	237,964	+27.6	52,063	43,879	+18.7	482,010	418,512	+15.2	129,872	182,307	-28.8	1,288,624	1,112,067	+15.9
Germany	387,289	272,473	+42.1	123,345	215,647	-42.8	490,855	344,702	+42.4	11,364	13,568	-16.2	750,386	659,581	+13.8	374,827	361,914	+3.6	2,138,066	1,867,885	+14.5
Greece	4,943	1,993	+148.0	6,031	3,920	+53.9	31,249	22,789	+37.1	2,839	2,547	+11.5	45,105	38,196	+18.1	14,343	13,290	+7.9	104,510	82,735	+26.3
Hungary	4,199	3,436	+22.2	4,261	3,571	+19.3	33,302	31,221	+6.7	464	707	-34.4	30,675	35,731	-14.2	10,108	11,100	-8.9	83,009	85,766	-3.2
Ireland	21,704	14,510	+49.6	9,988	7,438	+34.3	24,444	20,884	+17.0	0	140	-100.0	35,967	31,265	+15.0	26,251	27,350	-4.0	118,354	101,587	+16.5
Italy	45,758	35,869	+27.6	53,001	47,499	+11.6	419,841	331,499	+26.6	105,871	93,498	+13.2	335,592	273,792	+22.6	215,940	194,069	+11.3	1,176,003	976,226	+20.5
Latvia	1,306	700	+86.6	273	219	+24.7	4,366	3,230	+35.2	266	250	+6.4	6,089	6,169	-1.3	2,293	2,068	+10.9	14,593	12,636	+15.5
Lithuania	1,491	970	+53.7	-	-		8,945	7,767	+15.2	0	0		8,432	9,534	-11.6	2,626	2,303	+14.0	21,494	20,574	+4.5
Luxembourg	8,123	4,591	+76.9	3,691	2,924	+26.2	7,274	5,944	+22.4	0	2	-100.0	12,950	11,339	+14.2	5,959	7,273	-18.1	37,997	32,073	+18.5
Malta	927	741	+25.1	785	978	-19.7	1,269	916	+38.5	1	7	-85.7	2,310	2,169	+6.5	510	258	+97.7	5,802	5,069	+14.5
Netherlands	85,486	46,307	+84.6	37,877	26,299	+44.0	68,898	56,822	+21.3	1,594	1,651	-3.5	91,924	89,784	+2.4	3,182	3,843	-17.2	288,961	224,706	+28.6
Poland	12,160	7,912	+53.7	9,434	7,803	+20.9	132,257	104,509	+26.6	8,953	9,312	-3.9	152,874	152,945	-0.0	34,639	34,199	+1.3	350,317	316,680	+10.6
Portugal	25,655	12,336	+108.0	19,360	11,342	+70.7	22,947	18,484	+24.1	7,875	3,238	+143.2	58,323	47,959	+21.6	19,196	20,985	-8.5	153,356	114,344	+34.1
Romania	11,759	7,719	+52.3	-	-		32,597	25,681	+26.9	14,303	10,017	+42.8	39,460	39,713	-0.6	12,592	12,146	+3.7	110,711	95,276	+16.2
Slovakia	1,645	991	+66.0	2,284	1,051	+117.3	18,042	12,592	+43.3	1,389	1,214	+14.4	32,787	32,727	+0.18	11,657	9,531	+22.3	67,804	58,106	+16.7
Slovenia	3,175	1,651	+92.3	810	460	+76.1	3,739	5,065	-26.2	434	598	-27.4	23,128	21,977	+5.2	7,091	7,007	+1.2	38,377	36,758	+4.4
Spain	34,606	21,103	+64.0	45,115	34,366	+31.3	220,535	171,731	+28.4	17,224	11,112	+55.0	301,716	256,831	+17.5	92,184	105,140	-12.3	711,380	600,283	+18.5
Sweden	81,210	58,020	+40.0	42,904	47,346	-9.4	16,788	19,128	-12.2	4,942	3,371	+46.6	45,996	50,503	-8.9	18,129	26,272	-31.0	209,969	204,640	+2.6
EUROPEAN UNION	1,112,192	716,843	+55.2	597,376	586,855	+1.8	1,998,921	1,551,559	+28.8	237,121	203,485	+16.5	2,878,365	2,566,459	+12.2	1,116,774	1,165,588	-4.2	7,940,749	6,790,789	+16.9
Iceland	5,817	3,632	+60.2	1,508	3,166	-52.4	2,696	2,525	+6.8	3	0		1,704	1,748	-2.5	2,104	2,050	+2.6	13,832	13,121	+5.4
Norway	79,672	79,906	-0.3	6,643	10,315	-35.6	5,684	5,680	+0.1	2	21	-90.5	1,164	3,280	-64.5	2,334	3,556	-34.4	95,499	102,758	-7.1
Switzerland	36,235	26,514	+36.7	16,211	13,662	+18.7	49,791	39,960	+24.6	63	156	-59.6	63,167	62,453	+1.1	17,439	19,861	-12.2	182,906	162,606	+12.5
EFTA	121,724	110,052	+10.6	24,362	27,143	-10.2	58,171	48,165	+20.8	68	177	-61.6	66,035	67,481	-2.1	21,877	25,467	-14.1	292,237	278,485	+4.9
United Kingdom	238,541	175,614	+35.8	98,993	73,961	+33.8	461,739	365,971	+26.2	0	0		595,949	525,799	+13.3	56,686	67,023	-15.4	1,451,908	1,208,368	+20.2
EU + EFTA + UK	1,472,457	1,002,509	+46.9	720,731	687,959	+4.8	2,518,831	1,965,695	+28.1	237,189	203,662	+16.5	3,540,349	3,159,739	+12.0	1,195,337	1,258,078	-5.0	9,684,894	8,277,642	+17.0

¹ Includes full and mild hybrids

² Includes fuel cell electric vehicles, natural gas vehicles, LPG, E85/ethanol, and other fuels

NEW CAR REGISTRATIONS BY MANUFACTURER

EUROPEAN UNION (EU)

	SEPTEMBER					JANUARY-SEPTEMBER				
	% share ¹		Units		% change	% share ¹		Units		% change
	2023	2022	2023	2022	23/22	2023	2022	2023	2022	23/22
Volkswagen Group	25.0	24.9	214,914	196,155	+9.6	26.2	25.2	2,079,924	1,709,573	+21.7
Volkswagen	10.5	10.8	90,179	85,007	+6.1	11.0	11.0	873,432	748,188	+16.7
Skoda	5.4	5.7	46,820	45,312	+3.3	5.5	5.1	433,173	345,531	+25.4
Audi	5.1	4.9	43,501	38,634	+12.6	5.4	5.0	429,508	341,460	+25.8
Seat	1.7	1.2	14,352	9,783	+46.7	2.1	2.0	163,015	138,930	+17.3
Cupra	1.7	1.6	14,787	12,317	+20.1	1.5	1.3	122,555	86,255	+42.1
Porsche	0.6	0.6	4,912	4,738	+3.7	0.7	0.7	53,182	44,571	+19.3
Others ²	0.0	0.0	362	364	-0.5	0.1	0.1	5,058	4,638	+9.1
Stellantis	19.3	18.9	165,800	148,927	+11.3	18.4	20.4	1,462,152	1,385,962	+5.5
Peugeot	5.5	5.9	47,436	46,722	+1.5	5.7	6.2	450,460	424,039	+6.2
Opel/Vauxhall	3.6	3.3	31,083	26,390	+17.8	3.5	3.8	274,982	259,663	+5.9
Fiat ³	3.6	3.8	31,413	29,986	+4.8	3.5	4.1	274,769	279,710	-1.8
Citroen	3.8	3.8	32,847	29,675	+10.7	3.3	3.9	259,682	263,672	-1.5
Jeep	1.3	0.6	11,073	4,943	+124.0	1.1	1.0	90,167	71,222	+26.6
DS	0.4	0.5	3,799	3,728	+1.9	0.5	0.5	36,884	32,915	+12.1
Alfa Romeo	0.4	0.4	3,673	3,040	+20.8	0.4	0.3	35,572	19,726	+80.3
Lancia/Chrysler	0.4	0.5	3,793	3,714	+2.1	0.4	0.5	33,553	31,183	+7.6
Others ⁴	0.1	0.1	683	729	-6.3	0.1	0.1	6,083	3,832	+58.7
Renault Group	10.4	10.8	89,530	85,202	+5.1	10.8	10.5	859,508	711,805	+20.8
Renault	5.9	6.1	50,512	48,019	+5.2	5.9	5.7	466,488	388,194	+20.2
Dacia	4.5	4.7	38,799	37,004	+4.9	4.9	4.7	390,689	321,636	+21.5
Alpine	0.0	0.0	219	179	+22.3	0.0	0.0	2,331	1,975	+18.0
Hyundai Group	8.2	9.0	70,930	70,858	+0.1	8.5	9.6	672,214	651,262	+3.2
Kia	4.5	4.7	39,132	37,107	+5.5	4.4	4.9	349,032	333,130	+4.8
Hyundai	3.7	4.3	31,798	33,751	-5.8	4.1	4.7	323,182	318,132	+1.6
Toyota Group	6.9	6.9	59,460	54,300	+9.5	6.9	7.2	544,278	488,782	+11.4
Toyota	6.5	6.5	55,830	51,451	+8.5	6.5	6.9	513,463	469,944	+9.3
Lexus	0.4	0.4	3,630	2,849	+27.4	0.4	0.3	30,815	18,838	+63.6
BMW Group	6.6	6.1	56,890	48,431	+17.5	6.6	6.7	525,667	453,410	+15.9
BMW	5.4	5.0	46,924	39,132	+19.9	5.4	5.4	427,366	367,001	+16.4
Mini	1.2	1.2	9,966	9,299	+7.2	1.2	1.3	98,301	86,409	+13.8
Mercedes-Benz	6.1	5.8	52,834	45,616	+15.8	5.5	5.8	436,949	392,357	+11.4
Mercedes	5.9	5.7	51,187	44,741	+14.4	5.3	5.6	417,711	378,770	+10.3
Smart	0.2	0.1	1,647	875	+88.2	0.2	0.2	19,238	13,587	+41.6
Ford	3.4	4.2	29,124	33,435	-12.9	3.6	4.1	282,145	281,524	+0.2
Tesla	2.8	3.4	23,834	26,436	-9.8	2.6	1.3	203,010	87,791	+131.2
Volvo Cars	1.9	1.8	16,296	13,853	+17.6	2.0	1.9	155,862	128,976	+20.8
Nissan	1.8	1.5	15,914	12,162	+30.9	1.8	1.7	145,331	116,454	+24.8
Suzuki	1.8	1.4	15,406	10,769	+43.1	1.4	1.2	114,770	78,811	+45.6
Mazda	1.6	1.6	13,827	12,647	+9.3	1.4	1.1	109,250	77,023	+41.8
Jaguar Land Rover Group	0.7	0.7	6,377	5,775	+10.4	0.7	0.7	52,621	45,078	+16.7
Land Rover	0.6	0.6	5,335	4,605	+15.9	0.6	0.5	44,581	35,540	+25.4
Jaguar	0.1	0.1	1,042	1,170	-10.9	0.1	0.1	8,040	9,538	-15.7
Mitsubishi	0.4	0.5	3,688	3,771	-2.2	0.4	0.6	28,478	39,212	-27.4
Honda	0.4	0.4	3,249	2,960	+9.8	0.2	0.4	18,054	24,452	-26.2

¹ ACEA estimation based on total by market

² Bentley, Bugatti, Lamborghini, and MAN

³ Includes Abarth

⁴ Dodge, Maserati, and RAM

NEW CAR REGISTRATIONS BY MANUFACTURER

EU + EFTA + UK

	SEPTEMBER					JANUARY-SEPTEMBER				
	% share ¹		Units		% change	% share ¹		Units		% change
	2023	2022	2023	2022	23/22	2023	2022	2023	2022	23/22
Volkswagen Group	24.4	23.8	284,113	250,037	+13.6	25.9	24.7	2,510,847	2,042,148	+23.0
Volkswagen	9.9	10.3	115,448	107,894	+7.0	10.6	10.5	1,030,889	872,067	+18.2
Audi	5.5	5.1	64,113	53,449	+20.0	5.7	5.3	552,309	440,911	+25.3
Skoda	5.0	5.1	57,952	54,018	+7.3	5.2	4.8	507,859	400,627	+26.8
Seat	1.6	1.1	18,906	11,576	+63.3	2.0	1.9	191,499	159,911	+19.8
Cupra	1.7	1.5	19,316	15,664	+23.3	1.5	1.2	146,344	100,973	+44.9
Porsche	0.7	0.7	7,798	6,836	+14.1	0.8	0.7	74,925	61,004	+22.8
Others ²	0.0	0.1	580	600	-3.3	0.1	0.1	7,022	6,655	+5.5
Stellantis	17.2	16.6	200,826	174,664	+15.0	17.1	18.9	1,651,353	1,564,965	+5.5
Peugeot	4.9	5.1	57,438	53,559	+7.2	5.2	5.7	503,293	475,077	+5.9
Opel/Vauxhall	3.9	3.5	45,361	36,531	+24.2	3.7	4.0	355,766	330,654	+7.6
Fiat ³	3.0	3.1	35,176	32,490	+8.3	3.0	3.6	292,875	299,495	-2.2
Citroen	3.3	3.3	38,090	34,343	+10.9	3.0	3.5	286,541	290,768	-1.5
Jeep	1.0	0.5	11,945	5,384	+121.9	1.0	0.9	94,583	75,078	+26.0
DS	0.4	0.4	4,160	4,315	-3.6	0.4	0.4	39,479	36,092	+9.4
Alfa Romeo	0.3	0.3	4,049	3,465	+16.9	0.4	0.3	37,974	21,913	+73.3
Lancia/Chrysler	0.3	0.4	3,795	3,716	+2.1	0.3	0.4	33,561	31,198	+7.6
Others ⁴	0.1	0.1	812	861	-5.7	0.1	0.1	7,281	4,690	+55.2
Renault Group	8.8	9.1	102,461	95,400	+7.4	9.6	9.3	925,038	767,244	+20.6
Renault	5.1	5.1	59,318	53,237	+11.4	5.2	5.0	503,469	415,953	+21.0
Dacia	3.7	4.0	42,877	41,946	+2.2	4.3	4.2	418,893	349,006	+20.0
Alpine	0.0	0.0	266	217	+22.6	0.0	0.0	2,676	2,285	+17.1
Hyundai Group	8.8	9.6	102,390	100,506	+1.9	8.8	9.9	850,965	822,041	+3.5
Kia	4.9	5.1	56,919	53,203	+7.0	4.6	5.1	447,879	426,223	+5.1
Hyundai	3.9	4.5	45,471	47,303	-3.9	4.2	4.8	403,086	395,818	+1.8
Toyota Group	7.0	7.0	82,112	73,721	+11.4	6.9	7.2	667,192	595,208	+12.1
Toyota	6.4	6.6	74,928	69,196	+8.3	6.4	6.9	622,854	568,011	+9.7
Lexus	0.6	0.4	7,184	4,525	+58.8	0.5	0.3	44,338	27,197	+63.0
BMW Group	6.7	6.7	77,711	69,949	+11.1	6.8	7.1	660,020	590,039	+11.9
BMW	5.3	5.2	61,770	54,965	+12.4	5.4	5.7	525,417	468,082	+12.2
Mini	1.4	1.4	15,940	14,984	+6.4	1.4	1.5	134,602	121,957	+10.4
Mercedes-Benz	6.0	5.6	69,593	58,554	+18.9	5.4	5.8	521,578	478,178	+9.1
Mercedes	5.8	5.5	67,846	57,552	+17.9	5.2	5.6	501,840	463,394	+8.3
Smart	0.1	0.1	1,747	1,002	+74.4	0.2	0.2	19,738	14,784	+33.5
Ford	4.3	5.2	50,709	54,664	-7.2	4.2	4.6	402,682	382,203	+5.4
Tesla	2.9	4.0	34,080	42,191	-19.2	2.8	1.7	272,788	139,722	+95.2
Nissan	2.8	2.6	32,116	27,290	+17.7	2.3	2.1	219,382	172,960	+26.8
Volvo Cars	2.1	1.8	24,160	19,064	+26.7	2.1	2.0	205,256	165,379	+24.1
Suzuki	1.7	1.3	20,412	13,323	+53.2	1.4	1.2	139,781	97,880	+42.8
Mazda	1.7	1.7	19,838	18,106	+9.6	1.4	1.2	138,665	100,350	+38.2
Jaguar Land Rover Group	1.3	1.2	15,467	12,740	+21.4	1.1	1.1	108,827	93,423	+16.5
Land Rover	1.1	0.9	12,393	9,896	+25.2	0.9	0.9	90,332	73,041	+23.7
Jaguar	0.3	0.3	3,074	2,844	+8.1	0.2	0.2	18,495	20,382	-9.3
Honda	0.6	0.7	7,459	7,721	-3.4	0.5	0.6	44,828	52,686	-14.9
Mitsubishi	0.3	0.4	3,929	3,974	-1.1	0.3	0.5	30,029	41,492	-27.6

¹ ACEA estimation based on total by market

² Bentley, Bugatti, Lamborghini, and MAN

³ Includes Abarth

⁴ Dodge, Maserati, and RAM